


# New to Year 1

Information Session for Parents and Carers

Thursday 24<sup>th</sup> September 2020



***Thank you for joining us***


***Please mute your microphone***

***There will be time for questions at the end of the session***

# New to Year 1

Information Session for Parents and Carers

Thursday 24<sup>th</sup> September 2020



## ***Who are we?***

***Crimson Class:*** Mr Jeff Beh

***Scarlet Class:*** Ms Lucy Mutter

***PPA Cover:*** Mrs Melissa Ward

***Teaching Assistant Team:***

*Mrs Jeanette Simpson, Mrs Judith Stewart,*

*Mrs Karlien Mitchell, Ms Amy Monk*

# Year 1 Essentials: Every Day

- Children should arrive and be picked up at their designated time:
- **Crimson at 8:40 am - 2:45 pm**
- **Scarlet at 8:45am - 2:50 pm**
- Water bottles should be brought into school daily.
- Clothing suitable for the weather:  
*jacket/coat (hats/gloves in winter) and sensible shoes for outdoor playtimes.*
- Book bag: Reading book & Reading Record Book
- PE Kit to be worn on PE days:  
**CRIMSON: TUESDAY AND WEDNESDAY**  
**SCARLET: WEDNESDAY AND THURSDAY**



# **Year 1 Essentials: Every Day**

## **Please do not bring in:**


- Show and tell items
- Pencil cases
- Soft toys (or toys of any sort!)
- Big backpacks
- Unhealthy snacks
- Wear jewellery or inappropriate clothing

# Year 1 Essentials: PE kits

Kit: **Crimson Tuesday and Wednesday**  
**Scarlet Wednesday and Thursday**

Children will need:

- A white t-shirt
- Dark blue long sleeved top for colder days
- Black/dark blue joggers or shorts (joggers on Wednesdays)
- A change of shoes for outdoor P.E



Long hair must be tied back, so come prepared with a hair band. Jewellery should not be worn in school on any day.

**PLEASE NAME ITEMS!**

# Year 1 Essentials: Wild Wednesdays

Every Wednesday afternoon we will spend time outside in the school meadow. Children will get opportunities to:

- get close to nature
- have freedom to explore their own ideas
- work collaboratively
- observe seasonal changes



We will get outside each week, except in heavy rain, so please wear waterproof shoes / boots and bring waterproof coats.

# Year 1 General

- **Letters and notices:**

Most information will be via ParentMail.  
Sign up if you have not already done so.  
Check the website for more information.




- **Ensure the Office has your up-to-date contact details.**

- Inhalers and Epi/Jext pens should be in school and in date. It is your responsibility to check these. Complete an Asthma card, available from the Office.

- **Birthdays:** No sweets, cakes please. Nothing at the moment until Covid guidance changes. We will celebrate birthdays in class.

# Welcome to Year 1



## Curriculum Topics

- Autumn 1 Carnival of the animals
- Autumn 2 Toys of the past
- Spring 1 & 2 Wonderful world
- Summer 1 Stones and bones
- Summer 2 Treemendous tales



# Visible Learning

This year we are continuing our work as a school on 'Visible Learning'.

## What is Visible Learning?

Visible Learning is an approach to teaching and learning based on John Hattie's vast database of research in education. Its aim is to ensure that teachers are clear about what they are teaching and how and why they're teaching it; and, most importantly, children are clear about what they are learning, how and why they are learning it and what they need to do next.

## What are the learning dispositions at Morley?

Our learning dispositions are the 'habits of thinking' we need to develop in order to be good learners.

At Morley, we want everyone to know that good learners are:

**reflective, collaborative, resilient, curious, courageous** and **motivated**.

# Visible Learning

## How can families help?

### **Talking about the learning rather than the doing**

That could be as simple as asking: "What did you learn today?" instead of "What did you do today?" "What were you curious about? Did you ask any good questions?" "What was tricky in your learning? Did you have to be courageous?"

### **Using the terms & noticing the behaviours in different contexts**

It can help to build a stronger understanding of what we mean by these terms if they are used in a variety of contexts. The following activities might help.

talking about characters in books and films

pointing out when your child shows resilience if they persist with a tricky lego model that keeps breaking or if they are courageous physically (on the monkey bars at the park) or socially (talking to somebody clearly and politely)

keeping a note of this to reflect on together or just complimenting them in the moment!

[discussing this booklet](#) (to help with breaking the dispositions into steps)

### **Encouraging their application**

You can point out which disposition they'll need when finding something tricky in their homework: "Hmm that's not working. We'll need to be reflective and find a new solution."

"Wow! This is really tricky. We're going to need to be resilient and keep on working at it."

Eventually, you should be able to ask them to identify which dispositions they'll need to show.

# Year 1 What is different in Year 1?

Children work more at tables. They learn to take turns, work in pairs, groups and independently.

Children learn to stay focussed on a task and how to set out their work neatly and clearly.

Children learn to ask and answer questions respectfully, listening to others and joining in politely.

Children are learning personal organisation skills e.g. keeping track of clothing, tying shoelaces, putting book-bags away, remembering the routines. These skills can also be practised at home!

Children learn positive behaviour showing respect and consideration towards peers, adults and school environment, taking responsibility for our own actions. Each class has agreed class rules, rewards and sanctions. ***See School Behaviour Policy***

# **Year 1 What is different in 2020?**

We are sat in rows so children have learning partners

We have to minimise movement around the classroom

Break time with Year 1 only

Lunch in class

Lots of handwashing

## **What are we doing to help with all of this?**

Children have playful activities to access on their tables

Treasure baskets

Phonics games

Colouring / drawing equipment to use

Queue activities: stories, counting, interactive whiteboard games, number and phonic fact practice

Daily mindfulness / relaxation.

# Year 1 Essentials: Home Learning

- **Assigned home learning**

- – *This will be given weekly in a book*
- It will be related to learning in school.
- Homework may be research, writing, maths or discussion based.  
Please support your children and record a comment in the homework book. Usually handed out on a Friday and returned by Wednesday morning please.

- **Supporting school learning** – The school website has class pages that are updated half termly. A yearly learning overview for Y1 is attached to these pages as will be this talk. There is also handwriting guidance, spellings and handouts showing Maths, Reading, Writing Age Related Expectations.

- **Daily Reading**

- **Termly Key Instant Recall Facts (Maths Fluency)**

# Year 1 Reading



- Children read in whole class English and Phonics lessons, and with a class adult regularly. **Please read at home daily.**
- Children are set a colour book band and are helped to change their book initially, before being expected to change their book independently once we are allowed. Reading a book several times will help practice key words, so don't feel you only need to read a book once.
- Reading is assessed in line with our school assessment policy.
- Reading record books are used for home and school reading. Please record when you hear your child read.

# Year 1 Helping at Home

## Key English Skills



- Practise correct letter formation: use the correct handwriting formation sheet.
- Learn the 1<sup>st</sup> 100 high frequency words, children need to be able to read and spell these words.
- Read regularly (see Tips for Reading on webpage).
- Practise learning and reciting simple rhymes and poems.
- Practise retelling traditional tales and other well loved stories.
- Write at every opportunity (lists, letters, labels, postcards for play and real-life purposes).



# Year 1 Helping at Home

## Key Maths Skills



Practice counting forwards and backwards in 1s, (and then 2s, 5s and 10s.)

Practise number formation, reading and spelling number words.

Learn number bonds to 10:  $0+10$ ,  $1+9$ ,  $2+8$  etc

Learn number bonds for all numbers to 10:

E.g. for 7  $0+7$   $1+6$   $2+5$   $3+4$   $4+3$   $5+2$   $6+1$   $7+0$

Practise telling the time on the hour.

Bake and weigh ingredients.

Look at the value of coins and play shops.

Talk about Maths! (Hints and tips to follow in Home Learning sheets, sent home in homework books)



Finally – curriculum information which will be available on the website:

**[www.morley.cambs.sch.uk](http://www.morley.cambs.sch.uk)**

- Year 1 100 high frequency word spelling list
- Tips for reading
- Handwriting guidance
- End of Year Maths, Reading and Writing Age Related Expectations (Target Tracker)
- Key Instant Recall Facts (KIRFS)

***THANK YOU***

# Thank you for all your support!

Home/school communication is key to children's success: when children know that all adults around them are saying the same thing then they feel secure and are more likely to succeed.



We miss being able to chat to you all before and after school but please make an appointment to see us if you have any specific queries.

Parent consultations will be held before half term.

- Questions or queries
- Email the office to make an appointment to speak to the teacher.